

Scaled data based on original data using  
LM-79-08 Approved Method: Electrical and Photometric Measurements of Solid-  
State Lighting Products

Test Report Prepared for  
Cooper Lighting Solutions  
(formerly Eaton)

Brand: McGRAW-EDISON

Report Number: P199996

Luminaire Tested: **GWC-AF-02-LED-E1-SLL-7030-600**

Issue Date: 3/3/2020

**Test Information**

Test Method: LM-79-08  
Report Number: P199996  
TEST IS SCALED FROM IESNA LM-79-08 TEST DATA (P24296)  
Test Lab: INNOVATION CENTER P2  
Issue Date: 3/3/2020  
Manufacturer: COOPER LIGHTING SOLUTIONS (FORMERLY EATON)  
Product Line: MCGRAW-EDISON  
Catalog Number: GWC-AF-02-LED-E1-SLL-7030-600  
Description: GALLEON WALL LUMINAIRE  
(2) 70 CRI, 3000K, 615mA LIGHTSQUARES WITH 16 LEDS EACH AND SPILL LIGHT ELIMINATOR LEFT OPTICS  
Light Source: -  
Ballast/Driver: ELECTRONIC DRIVER

**Summary**

Lumens per Lamp: N/A  
Luminaire Lumens: 6956.7 lumens  
Efficiency: N/A  
Efficacy: 105.4 lumens/watt  
Luminous Opening: Rectangular (W 1' x L: 0.5' x H: 0')  
IES Classification: Type IV - Short - Non-Cutoff  
BUG Rating: B1 - U0 - G2

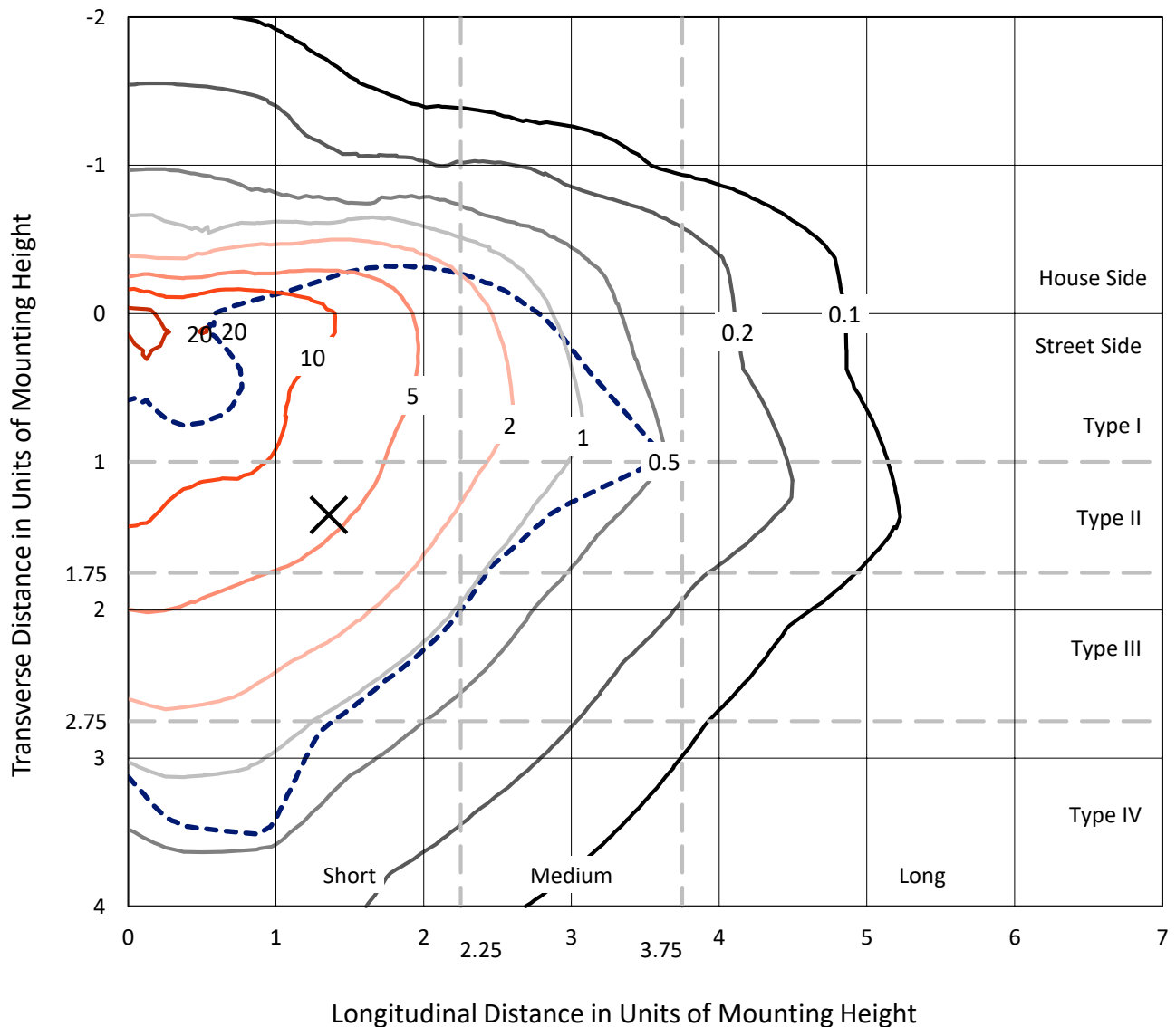
Input Watts (W): 66  
Input Voltage (V): NR  
Input Current (Ain): NR  
Voltage Rise (V): NR  
Power Factor: NR  
Total Harmonic Distortion (THDi): NR  
Frequency (hertz): 60  
Stabilization Time: NR  
Operation Time: NR  
Ambient Temperature (°C): NR  
Test Distance: 25 FT



REPORT NUMBER: P199996  
 CATALOG NUMBER: GWC-AF-02-LED-E1-SLL-7030-600

### Iso-Footcandle Lines of Horizontal Illumination

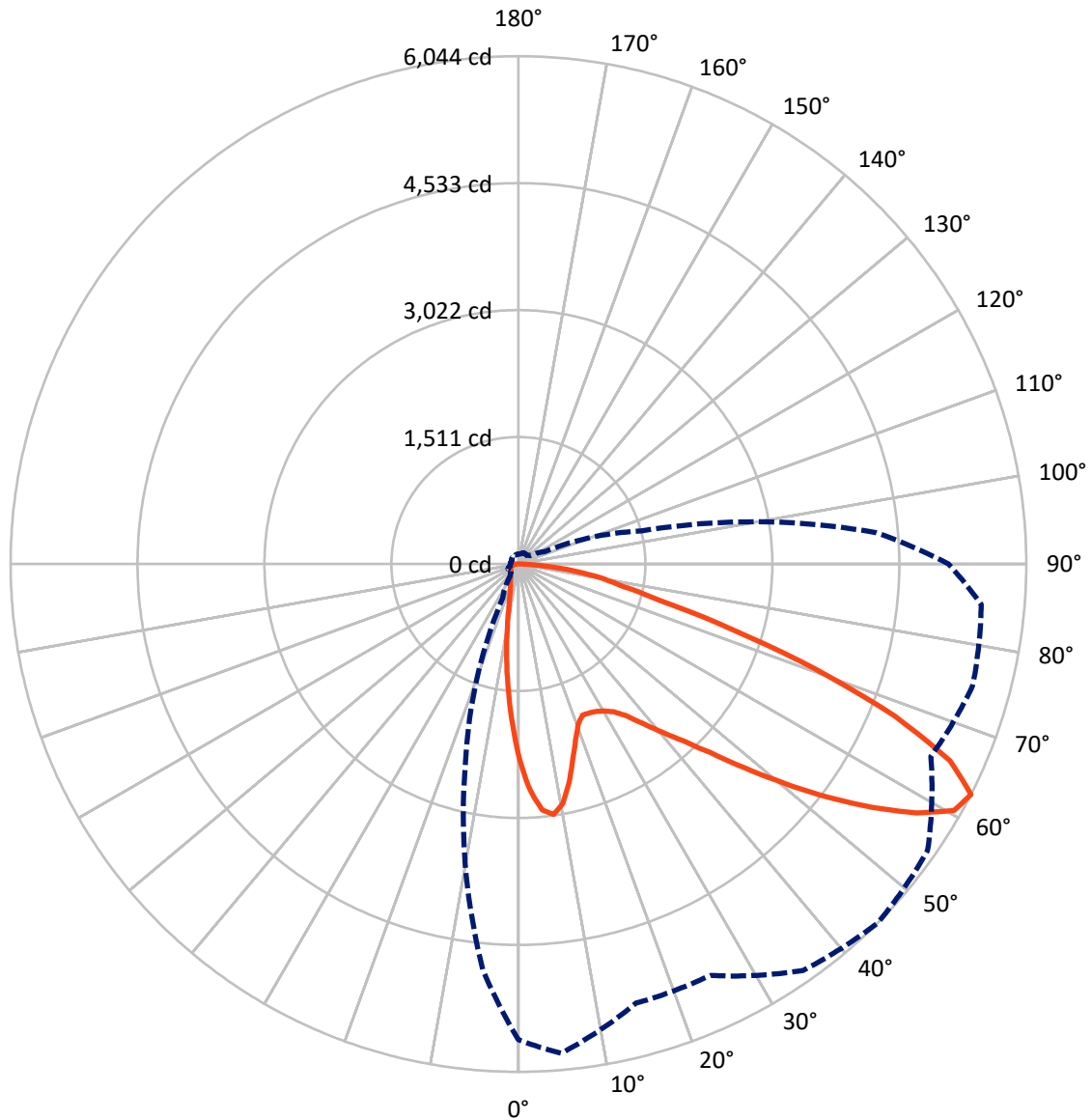
✕ Max cd  
 - - - 1/2 Max cd



Based on 10 foot mounting height. Maximum calculated value = 27.7 fc  
 Type IV - Short - Non-Cutoff

REPORT NUMBER: P199996  
CATALOG NUMBER: GWC-AF-02-LED-E1-SLL-7030-600

### Luminous Intensity Polar Plot



— Vertical Plane Through 45-Deg Lateral      - - - Horizontal Cone Through 62.5-Deg Vertical

REPORT NUMBER: P199996

CATALOG NUMBER: GWC-AF-02-LED-E1-SLL-7030-600

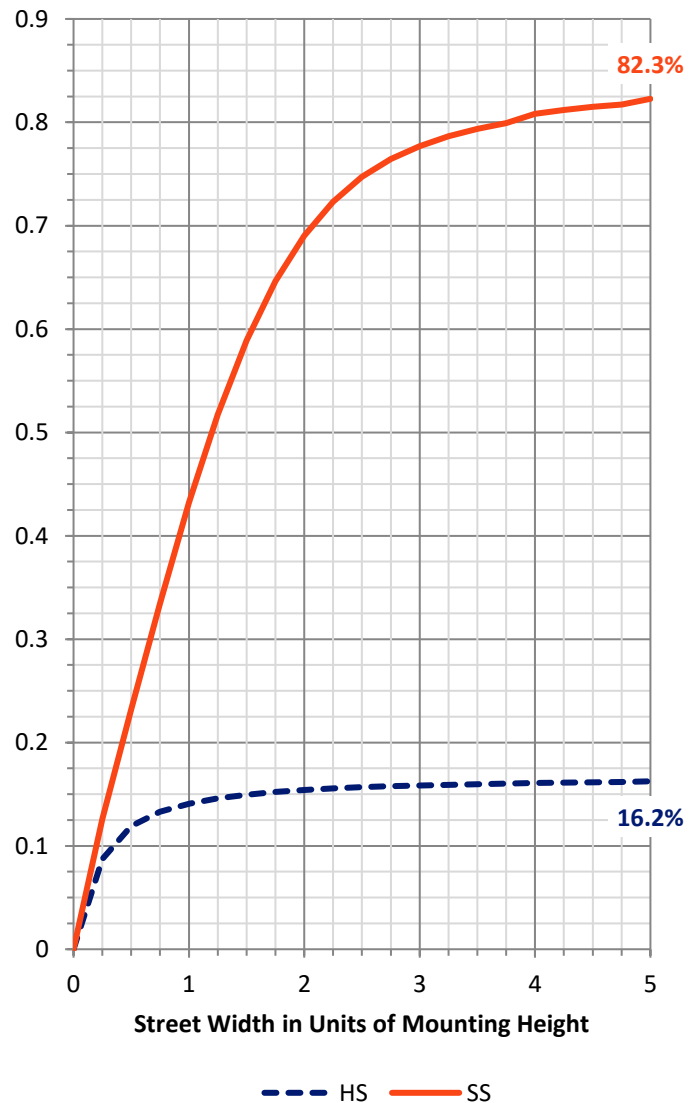
**FLUX DISTRIBUTION:**

		Downward	Upward	Total
<b>House Side</b>	Lumens	1151.3	0.0	1151.3
	% Fixture	16.5	0.0	16.5
<b>Street Side</b>	Lumens	5805.4	0.0	5805.4
	% Fixture	83.5	0.0	83.5
<b>Total</b>	Lumens	6956.7	0.0	6956.7
	% Fixture	100.0	0.0	100.0

**Coefficient of Utilization**

**ZONAL LUMENS:**

Zone	Lumens	% Fixture
0°-10°	171.1	2.5
10°-20°	313.7	4.5
20°-30°	457.4	6.6
30°-40°	704.5	10.1
40°-50°	1036.8	14.9
50°-60°	1520.8	21.9
60°-70°	1700.1	24.4
70°-80°	832.3	12.0
80°-90°	219.8	3.2
90°-100°	0.0	0.0
100°-110°	0.0	0.0
110°-120°	0.0	0.0
120°-130°	0.0	0.0
130°-140°	0.0	0.0
140°-150°	0.0	0.0
150°-160°	0.0	0.0
160°-170°	0.0	0.0
170°-180°	0.0	0.0
0°-90°	6956.7	100.0
0°-180°	6956.7	100.0



REPORT NUMBER: P199996

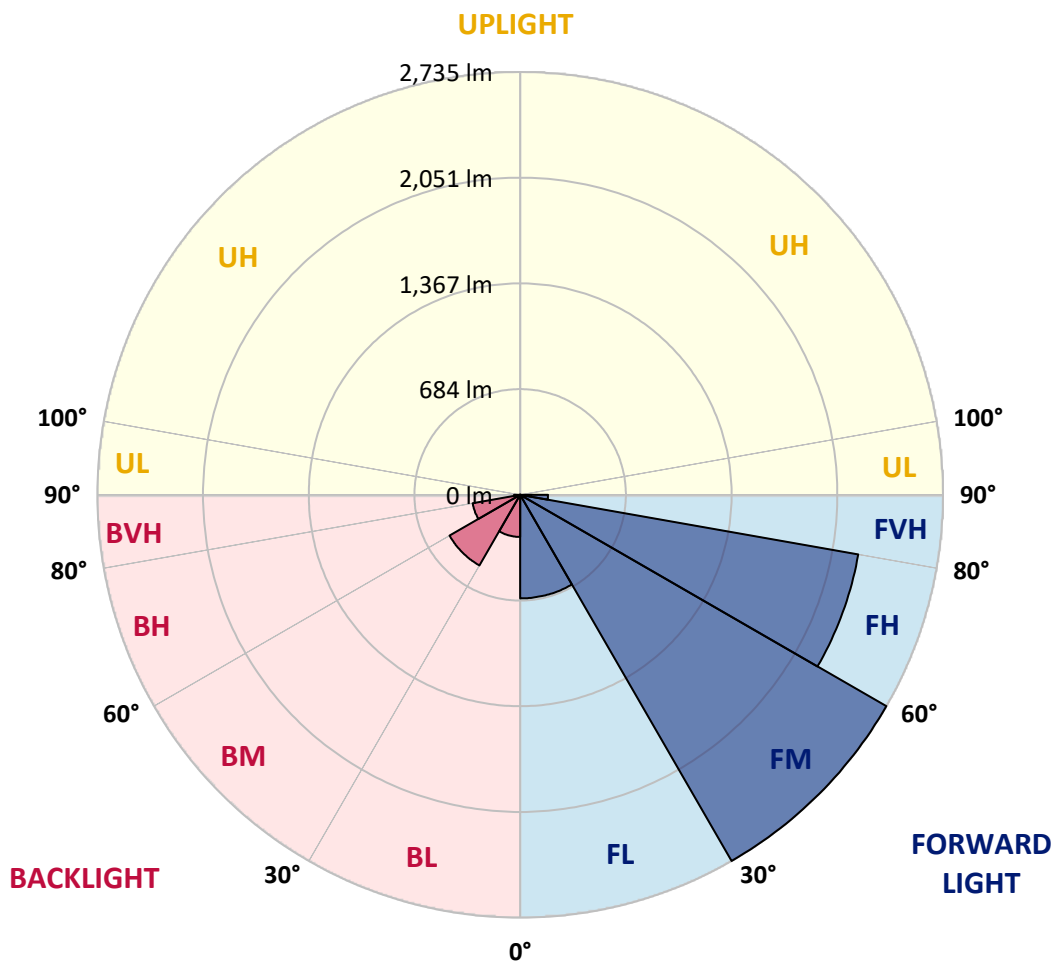
CATALOG NUMBER: GWC-AF-02-LED-E1-SLL-7030-600

**LUMINAIRE CLASSIFICATION SYSTEM LUMEN TABLE AND BUG RATING:**

Zone	Lumens	% Fixture	Zone Rating/Lumen Limit		
			B	U	G
FL (0°-30°)	669.9	9.6			
FM (30°-60°)	2734.7	39.3			
FH (60°-80°)	2220.3	31.9			G2/5000
FVH (80°-90°)	180.5	2.6			G2/225
BL (0°-30°)	272.4	3.9	B1/500		
BM (30°-60°)	527.5	7.6	B1/1000		
BH (60°-80°)	312.1	4.5	B1/500		G1/500
BVH (80°-90°)	39.3	0.6			G1/100
UL (90°-100°)	0.0	0.0		U0/0	
UH (100°-180°)	0.0	0.0		U0/0	

**BUG Rating: B1-U0-G2**

Type IV Short





REPORT NUMBER: P199996

CATALOG NUMBER: GWC-AF-02-LED-E1-SLL-7030-600

**CANDELA DISTRIBUTION (FULL):**

	0°	5°	15°	25°	35°	45°	55°	65°	75°	85°	90°
0°	2350.2	2350.2	2350.2	2350.2	2350.2	2350.2	2350.2	2350.2	2350.2	2350.2	2350.2
2.5°	2442.1	2481.1	2557.2	2614.1	2683.4	2699.5	2721.6	2699.8	2661.2	2609.9	2593.2
5°	2296.4	2379.7	2564.5	2727.0	2871.6	2938.8	2957.5	2902.2	2790.1	2642.9	2553.0
7.5°	2062.7	2181.3	2431.3	2670.8	2883.8	3009.5	3006.5	2877.7	2671.5	2431.8	2287.6
10°	1861.2	1996.6	2283.4	2551.1	2777.1	2899.0	2852.0	2687.2	2441.3	2165.2	2008.8
12.5°	1748.3	1881.1	2172.1	2441.0	2629.9	2671.9	2636.0	2474.6	2242.9	1963.7	1826.9
15°	1728.9	1874.6	2127.8	2346.5	2452.5	2415.7	2372.9	2300.6	2136.9	1898.7	1756.1
17.5°	1813.3	1974.0	2178.6	2280.7	2262.8	2198.9	2186.6	2194.7	2155.2	1970.9	1806.5
20°	1975.5	2168.2	2299.8	2249.7	2118.5	2030.6	2033.7	2156.4	2273.0	2154.1	1966.3
22.5°	2203.1	2423.0	2474.6	2266.1	2057.8	1953.3	1978.5	2177.4	2460.8	2421.8	2182.0
25°	2497.5	2697.9	2660.8	2325.8	2063.9	1963.0	1983.2	2250.0	2682.7	2689.5	2448.9
27.5°	2782.9	2968.7	2817.2	2405.1	2089.1	1985.5	2012.2	2364.5	2894.5	2980.1	2754.1
30°	3005.4	3134.6	2879.2	2477.2	2138.9	2029.5	2062.7	2473.1	2990.9	3176.2	2988.9
32.5°	3189.8	3282.5	2977.9	2566.7	2230.2	2098.7	2157.3	2605.0	3129.6	3362.9	3218.8
35°	3425.3	3451.6	3100.6	2666.6	2371.4	2219.2	2291.8	2734.2	3261.9	3551.5	3445.2
37.5°	3701.3	3667.3	3216.5	2803.0	2553.7	2407.6	2467.7	2876.1	3370.9	3765.2	3676.5
40°	3974.5	3892.6	3361.8	3014.9	2819.9	2629.9	2701.0	3027.6	3472.7	3979.3	3902.5
42.5°	4206.5	4085.3	3505.1	3247.8	3067.7	2874.9	2959.9	3180.1	3569.8	4162.1	4098.7
45°	4378.2	4227.6	3641.7	3471.5	3409.2	3200.7	3240.9	3355.0	3674.9	4314.7	4260.0
47.5°	4531.5	4370.6	3796.2	3697.2	3707.8	3624.4	3559.8	3558.3	3798.8	4439.4	4412.7
50°	4736.9	4569.0	3962.2	3929.6	4156.0	4100.6	3957.9	3795.7	3955.6	4580.9	4577.9
52.5°	5019.9	4883.4	4164.9	4180.2	4574.3	4610.7	4434.1	4081.1	4201.1	4840.5	4822.1
55°	5354.5	5274.9	4441.0	4468.0	5087.5	5113.6	4938.1	4437.9	4562.1	5216.5	5165.6
57.5°	5615.7	5598.9	4743.8	4813.8	5470.7	5587.7	5426.4	4850.9	4969.0	5533.1	5405.4
60°	5719.7	5801.1	5066.2	5162.5	5825.2	5954.8	5813.3	5213.8	5329.6	5664.2	5388.8
62.5°	5663.5	5845.5	5409.5	5401.6	5904.4	6044.0	5944.6	5415.7	5597.0	5528.8	5116.3
65°	5403.9	5686.1	5608.9	5339.9	5633.6	5645.1	5612.9	5325.4	5660.0	5101.0	4589.3
67.5°	4838.2	5244.3	5346.5	4812.3	4903.2	4828.7	4774.7	4831.3	5331.2	4459.6	3857.0
70°	3940.8	4551.8	4600.8	3848.9	3807.6	3757.5	3650.2	3960.9	4682.2	3655.0	3060.5
72.5°	2897.5	3540.0	3690.2	2822.9	2631.7	2642.1	2557.2	2985.1	3806.9	2715.1	2284.9
75°	1982.4	2563.3	2887.1	1969.8	1740.4	1744.6	1733.8	2115.2	3032.2	1888.8	1709.8
77.5°	1448.2	1831.4	2177.4	1324.3	1285.7	1262.0	1256.3	1479.9	2324.7	1371.3	1327.7
80°	1162.2	1352.9	1462.8	917.8	987.0	985.1	953.4	1017.6	1518.1	1003.1	993.1
82.5°	806.2	1039.8	1185.1	719.4	666.2	655.1	662.7	757.9	1073.0	685.7	652.1
85°	425.2	690.6	1173.7	637.5	395.4	315.5	392.3	620.7	929.7	363.3	318.2
87.5°	54.3	199.6	777.1	254.3	156.0	84.1	186.3	349.5	597.0	74.2	64.7
90°	0.0	0.0	0.0	0.0	0.0	0.0	0.0	0.0	0.0	0.0	0.0



REPORT NUMBER: P199996

CATALOG NUMBER: GWC-AF-02-LED-E1-SLL-7030-600

**CANDELA DISTRIBUTION (continued):**

	95°	105°	115°	125°	135°	145°	155°	165°	175°	180°	185°
0°	2350.2	2350.2	2350.2	2350.2	2350.2	2350.2	2350.2	2350.2	2350.2	2350.2	2350.2
2.5°	2549.9	2499.1	2432.5	2370.9	2307.1	2243.6	2160.6	2108.6	2072.6	2065.8	2050.5
5°	2488.0	2318.9	2191.2	2080.8	1980.6	1839.1	1760.6	1695.6	1660.8	1657.4	1648.9
7.5°	2202.3	1969.1	1796.5	1640.2	1498.3	1384.0	1257.8	1198.9	1174.7	1180.5	1186.2
10°	1905.2	1644.4	1446.3	1286.4	1161.4	1065.1	963.6	895.3	847.9	838.2	836.4
12.5°	1687.9	1401.9	1209.6	1096.8	1000.0	909.4	802.0	721.2	659.7	638.6	624.5
15°	1596.2	1283.4	1081.8	960.3	853.6	738.5	638.6	554.2	497.5	479.2	468.8
17.5°	1615.7	1250.5	993.9	838.2	701.8	581.7	455.8	383.6	349.5	340.8	340.8
20°	1718.2	1244.4	921.3	725.8	555.7	416.5	313.2	271.9	260.8	259.7	262.8
22.5°	1862.0	1265.8	867.0	628.4	431.8	304.1	243.9	228.7	223.8	224.8	228.4
25°	2076.2	1338.1	827.5	541.5	338.8	249.0	217.7	208.4	206.2	209.2	213.4
27.5°	2330.1	1410.3	803.0	476.2	286.0	227.6	206.9	197.3	198.9	202.6	206.5
30°	2553.0	1469.6	764.5	429.5	269.7	228.7	206.9	193.9	192.4	193.2	194.3
32.5°	2753.0	1509.8	719.4	385.1	232.5	203.1	193.2	191.2	182.8	179.7	180.2
35°	2925.4	1509.8	692.1	359.1	208.4	180.2	164.1	154.5	150.3	150.7	154.9
37.5°	3091.8	1479.6	678.8	344.6	195.5	171.3	157.3	148.8	143.0	141.9	142.7
40°	3238.7	1435.5	663.5	338.4	185.5	166.0	152.6	145.8	139.7	137.6	138.1
42.5°	3356.5	1400.0	646.7	330.4	179.4	162.1	149.5	143.4	136.6	134.6	134.3
45°	3483.7	1388.1	624.5	314.3	182.5	162.6	148.8	142.2	135.4	133.1	132.3
47.5°	3651.7	1425.3	601.6	295.2	188.9	164.4	149.9	142.2	135.1	133.1	132.3
50°	3863.1	1512.4	572.5	267.3	182.5	169.8	149.5	141.2	135.1	133.1	131.5
52.5°	4134.6	1630.2	534.3	235.2	178.6	182.8	148.8	138.9	133.1	130.4	127.8
55°	4464.7	1726.7	488.7	208.8	169.8	179.4	147.6	136.1	130.0	126.2	123.9
57.5°	4706.4	1761.4	430.3	191.6	157.6	173.6	146.1	132.8	126.2	123.1	120.0
60°	4658.5	1694.1	380.9	181.0	150.3	156.8	145.0	129.7	122.8	120.5	117.8
62.5°	4275.8	1518.1	349.2	175.9	145.8	143.0	146.1	126.6	119.7	117.5	116.7
65°	3701.7	1258.5	336.5	174.9	141.9	135.1	135.8	123.1	116.3	114.4	113.6
67.5°	3053.6	1015.7	325.5	178.6	136.9	129.3	125.4	118.5	112.9	110.9	109.4
70°	2408.1	844.8	320.4	176.4	130.8	123.6	119.3	113.6	108.6	106.7	105.6
72.5°	1939.3	713.6	317.8	174.0	122.8	116.0	112.1	107.1	101.7	100.9	99.9
75°	1641.0	561.0	291.0	166.7	113.6	106.7	104.1	99.4	94.1	94.1	93.3
77.5°	1265.8	405.8	242.1	147.6	104.1	96.3	94.1	90.6	84.5	85.7	85.3
80°	935.0	264.6	189.3	122.4	92.3	84.9	83.8	80.3	73.9	75.4	75.4
82.5°	640.6	173.6	136.1	100.2	78.7	71.9	71.9	68.5	61.1	62.0	64.3
85°	321.7	119.3	101.7	77.7	61.1	57.8	57.8	55.0	47.8	48.2	51.3
87.5°	97.9	71.9	67.3	55.5	44.0	43.2	41.3	39.5	34.9	34.4	36.4
90°	0.0	0.0	0.0	0.0	0.0	0.0	0.0	0.0	0.0	0.0	0.0





REPORT NUMBER: P199996

CATALOG NUMBER: GWC-AF-02-LED-E1-SLL-7030-600

**CANDELA DISTRIBUTION (continued):**

	195°	205°	215°	225°	235°	245°	255°	265°	270°	275°	285°
0°	2350.2	2350.2	2350.2	2350.2	2350.2	2350.2	2350.2	2350.2	2350.2	2350.2	2350.2
2.5°	2027.2	2005.4	1979.0	1920.9	1901.3	1900.2	1917.8	1899.5	1934.7	1919.6	1936.2
5°	1634.8	1613.4	1583.9	1509.8	1464.6	1434.0	1419.5	1376.6	1407.7	1385.1	1403.9
7.5°	1202.3	1207.4	1187.7	1144.2	1045.9	996.6	967.5	941.5	964.1	961.8	997.7
10°	845.1	858.6	844.8	800.8	721.2	694.2	699.5	709.7	739.2	754.6	809.9
12.5°	608.5	607.7	598.8	559.5	507.1	510.1	532.0	549.9	577.1	593.2	649.8
15°	454.3	447.4	443.6	411.5	381.7	388.2	398.9	400.8	418.0	427.5	473.4
17.5°	343.4	346.9	351.0	328.1	305.6	301.3	293.0	282.7	287.6	289.5	312.5
20°	272.7	286.5	296.7	280.7	257.8	245.5	234.8	228.0	228.0	227.6	234.1
22.5°	238.3	248.2	259.3	248.2	227.6	216.9	210.8	205.4	204.7	204.7	210.8
25°	219.5	226.8	237.5	229.9	214.5	206.5	200.8	193.9	191.2	190.4	194.7
27.5°	210.4	213.4	218.7	211.9	198.9	195.0	193.5	187.4	184.0	182.0	186.3
30°	194.7	193.9	194.3	187.4	177.1	176.7	179.4	180.5	179.4	178.9	185.5
32.5°	180.2	178.6	178.2	172.1	162.6	160.3	162.6	164.9	167.5	171.3	178.9
35°	161.8	165.6	167.9	162.6	151.1	144.2	141.5	137.3	135.1	135.1	143.7
37.5°	147.3	156.0	159.5	154.5	141.9	132.3	127.8	127.0	127.4	128.9	137.3
40°	142.2	148.8	151.9	146.9	134.3	125.4	122.8	122.1	122.8	125.1	133.6
42.5°	139.2	143.7	143.4	137.3	127.0	120.8	119.3	118.5	119.3	121.6	130.8
45°	136.6	139.7	136.6	129.3	119.7	116.7	117.0	116.7	117.5	119.7	128.5
47.5°	134.3	135.4	131.5	124.3	114.4	113.6	115.2	116.3	117.0	119.0	128.2
50°	130.8	130.8	127.4	119.7	109.8	110.2	112.1	114.7	115.2	117.5	124.7
52.5°	126.6	126.2	123.9	116.7	106.0	107.1	107.1	110.2	110.9	113.6	121.3
55°	123.1	122.4	121.3	114.4	102.4	104.5	103.2	104.5	106.3	109.0	117.5
57.5°	120.0	118.5	118.5	112.4	99.9	100.6	97.9	99.4	101.7	104.1	112.9
60°	117.0	115.5	116.3	109.8	95.6	94.8	93.8	96.8	97.6	100.2	109.0
62.5°	113.6	112.4	112.9	106.7	92.6	90.6	90.6	93.3	93.8	97.6	106.0
65°	110.9	109.4	109.0	103.7	89.1	86.9	88.0	89.1	89.9	93.8	101.7
67.5°	108.2	105.2	105.2	100.9	85.3	83.0	85.3	84.9	86.1	89.5	96.0
70°	104.8	100.6	100.9	99.1	81.5	78.7	80.8	80.3	81.1	83.4	89.9
72.5°	99.4	96.0	96.8	96.0	77.7	73.9	74.7	74.7	74.7	76.5	83.4
75°	92.6	89.9	92.3	94.1	73.1	67.7	68.5	68.5	67.3	68.5	76.9
77.5°	84.1	82.6	90.2	87.6	67.7	61.1	61.1	60.4	58.1	59.6	68.9
80°	75.0	73.9	83.4	73.4	61.6	53.2	52.5	50.5	48.2	49.3	58.6
82.5°	65.4	64.3	70.0	56.3	53.2	44.0	42.1	38.7	36.4	37.4	45.9
85°	53.5	53.5	54.0	42.5	40.5	33.7	31.3	26.8	24.1	24.9	32.9
87.5°	38.2	39.5	36.4	29.1	24.1	18.8	17.3	14.5	12.2	14.2	17.3
90°	0.0	0.0	0.0	0.0	0.0	0.0	0.0	0.0	0.0	0.0	0.0



REPORT NUMBER: P199996

CATALOG NUMBER: GWC-AF-02-LED-E1-SLL-7030-600

**CANDELA DISTRIBUTION (continued):**

	295°	305°	315°	325°	335°	345°	355°	360°
0°	2350.2	2350.2	2350.2	2350.2	2350.2	2350.2	2350.2	2350.2
2.5°	2020.3	2062.4	2110.2	2171.3	2223.8	2309.7	2392.3	2442.1
5°	1510.5	1580.6	1667.8	1779.8	1884.1	2041.0	2196.5	2296.4
7.5°	1081.1	1156.1	1250.2	1390.1	1537.8	1737.7	1943.4	2062.7
10°	894.5	971.4	1050.5	1144.9	1265.8	1483.4	1726.7	1861.2
12.5°	740.0	822.1	907.5	1007.0	1119.0	1313.2	1593.5	1748.3
15°	566.4	658.2	758.7	884.6	1024.9	1249.4	1560.7	1728.9
17.5°	388.2	490.7	614.1	769.4	941.2	1228.7	1619.5	1813.3
20°	267.3	341.9	473.8	655.9	862.4	1226.0	1732.8	1975.5
22.5°	223.8	257.0	353.4	551.4	803.0	1258.8	1908.2	2203.1
25°	206.9	226.8	282.2	460.8	759.9	1334.6	2149.9	2497.5
27.5°	197.0	214.9	256.2	401.5	725.8	1422.5	2385.1	2782.9
30°	200.8	219.2	249.0	371.4	679.6	1496.0	2594.0	3005.4
32.5°	181.0	188.9	213.4	344.6	646.3	1557.6	2776.8	3189.8
35°	154.2	168.3	190.4	331.9	647.1	1598.9	2975.9	3425.3
37.5°	146.9	161.0	177.1	327.3	655.9	1642.8	3204.6	3701.3
40°	142.2	155.2	169.1	324.7	664.3	1683.0	3428.7	3974.5
42.5°	139.2	151.1	168.3	315.5	668.4	1718.9	3612.9	4206.5
45°	138.9	151.1	171.3	306.4	675.0	1757.6	3767.5	4378.2
47.5°	139.2	156.0	165.6	295.2	675.0	1822.2	3948.7	4531.5
50°	137.6	164.4	159.5	279.6	659.3	1944.6	4197.3	4736.9
52.5°	136.9	163.4	147.6	255.4	632.2	2138.9	4515.9	5019.9
55°	135.1	157.6	139.2	219.5	600.4	2350.7	4857.0	5354.5
57.5°	133.1	139.7	134.6	188.2	551.4	2499.9	5091.8	5615.7
60°	149.1	122.1	130.8	172.8	486.1	2540.8	5082.6	5719.7
62.5°	138.1	114.4	125.8	169.5	440.2	2426.0	4847.9	5663.5
65°	108.2	109.4	120.8	179.4	428.0	2122.1	4431.8	5403.9
67.5°	99.1	104.5	116.0	192.0	429.1	1699.1	3810.0	4838.2
70°	93.3	99.1	110.2	198.6	432.1	1266.6	3012.3	3940.8
72.5°	86.9	91.8	103.7	199.6	412.2	920.1	2321.6	2897.5
75°	79.2	83.8	94.5	174.0	341.6	638.3	1775.9	1982.4
77.5°	70.4	73.9	83.0	134.3	253.6	408.4	1333.1	1448.2
80°	60.1	62.0	69.6	98.4	173.6	255.4	1054.7	1162.2
82.5°	48.2	48.9	54.0	73.9	112.9	164.1	706.4	806.2
85°	34.1	34.1	37.1	53.5	76.9	104.1	383.6	425.2
87.5°	16.1	16.5	16.5	29.5	40.2	52.8	88.4	54.3
90°	0.0	0.0	0.0	0.0	0.0	0.0	0.0	0.0

(END OF REPORT)